

# Laptop Specification Standards Academic Year 2012 - 2013

Dear Prospective Student,

We thank you for choosing the School of Business and Management as your college of choice. The use of technology will be central to your studies and we at the Academic Computing Department would like to extend our help in guiding you on selecting the right laptop. Below you will see a list of Laptop Hardware Specification Standards that will meet your needs. Adhering to this standard will ensure that all software functions smoothly and that you will be eligible to get technical assistance should you require it. If you have a question that is not addressed here, kindly see our contact details below, and we will be glad to answer your questions.

## Specifications for School of Business and Management Students

### MINIMUM SPECIFICATIONS

- Microsoft Windows 7 Home Premium
- Intel Core-2 Duo Processor
- 2 GB RAM
- 500 Mb Dedicated NVidia or ATI Graphics
- 15-Inch Display
- 250 Gb @5400 rpm HDD
- Arabic / English Keyboard (recommended)

### STANDARD SPECIFICATIONS

- Microsoft Windows 7 Professional 64-bit
- Intel i5 or i7 Processor
- 4 GB RAM
- 1 GB Dedicated NVidia or ATI Graphics
- 15-Inch Display
- 500 Gb @7200 rpm HDD
- Arabic / English Keyboard (recommended)

MINIMUM SPECIFICATIONS for Apple Laptops  
Education Pricing available at the online store:  
<http://store.apple.com/ae-edu/>

- Apple OSX Lion
- Intel i7 Processor
- 4 GB RAM
- 1 GB Dedicated ATI Graphics
- 15-Inch led-backlit Display
- 500 GB @5400 rpm HDD
- Arabic / English Keyboard (recommended)



The courses listed here have accompanying software that are used as part of these courses:

**BIS 101** – Business Information Systems

- a. Software required: Microsoft Office 2010
- b. Price: AED 185 (for Both Windows and Mac)

**QBA 201** – Quantitative Business Analysis/  
Statistics

- a. Software required: Minitab ver. 16
- b. Price: AED 250

**MIS 202** – Principles of Business Programming

- a. Software required: Visual Studio 2010
- b. Price: Granted by AUS to SBM students at no cost

**MIS 304** – Applied Systems design

- a. Software required: Oracle forms Designer
- b. Price: CD included with the purchase of the course book

All Available Options for Microsoft products:

MS Office 2010 for MAC – student edition AED 185

MS Office 2010 for Windows – student edition AED 185

MS Windows 7 Pro for students – student edition AED 220

**NOTE:** All above prices are subject to change

To purchase the software, kindly proceed to the cashier's office in the main building (This only applies to software that needs to be purchased). You will need to present the receipt to the IT specialist who will assist you in installing the software.

Please follow these steps to complete the procedure:

1. **Microsoft Office 2010:** Please follow this guide to complete the installation. (<http://goo.gl/aTcYQ>)

2. **Minitab 16:** You may download the software from this location: <http://sbm-webhost/minitab/>

\* In order to access the network folder, you will need to be connected to the network via the 'AUS\_Wireless' connection with in the campus. Click on the links below to setup 'AUS\_Wireless' for your preferred OS:

i. [Windows 7 \(http://goo.gl/27Jtq\)](http://goo.gl/27Jtq)

ii. [MAC OS X \(http://goo.gl/dJYZv\)](http://goo.gl/dJYZv)

a) Please read the text file labeled '**How To**'

b) Kindly note that in order to activate the software, you will need to purchase the license from the cashier located in the main building.

c) Before you set up an appointment for activating the software with the IT staff, make sure that Minitab is installed on your computer. The Software can be downloaded from the link provided (File size is 77mb).

3. **Visual Studio 2010:** Please refer to the next section on how to set up an appointment with an IT specialist.

4. **Oracle forms:** Please refer to the next section on how to set up an appointment with an IT specialist.



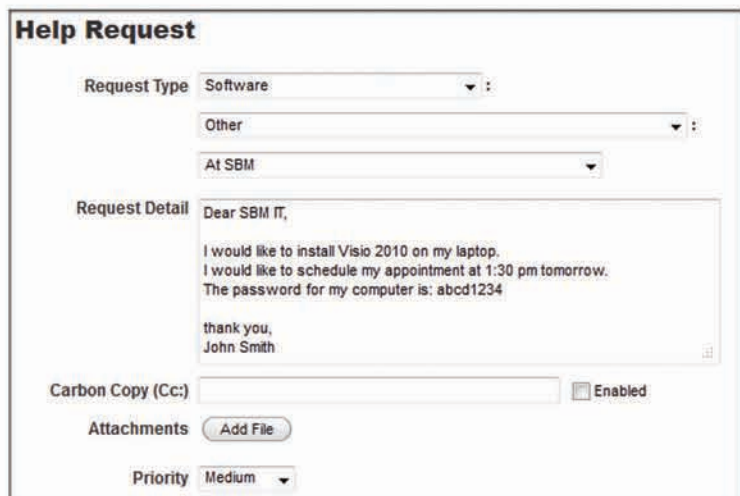
## How to set up an appointment with an IT specialist:

Send an email to [ithelpdesk@aus.edu](mailto:ithelpdesk@aus.edu) with the following details:

- Subject: Name of software, (e.g. Visual Studio 2010)
- Request detail: Please specify your desired time to schedule the installation. If your computer is password protected, please mention your password in this field (this is kept confidential).
- Phone number: Kindly provide us a phone number should we need to contact you regarding your request.

Please note that you will be notified of the progress of your request via email, and you may also check on the progress by logging-in to [ithelpdesk.aus.edu](http://ithelpdesk.aus.edu) and selecting 'History' from the menu panel at the top of the page.

You can also open a support ticket by logging on to:  
[ithelpdesk.aus.edu](http://ithelpdesk.aus.edu)  
with your AUS username and password and filling out the request form.



**Help Request**

Request Type: Software

Other: \_\_\_\_\_

At SBM: \_\_\_\_\_

Request Detail: Dear SBM IT,  
I would like to install Visio 2010 on my laptop.  
I would like to schedule my appointment at 1:30 pm tomorrow.  
The password for my computer is: abcd1234  
thank you,  
John Smith

Carbon Copy (Cc:): \_\_\_\_\_  Enabled

Attachments:


Priority: Medium

## Contact information for SBM IT staff:

### Faseeh Ahmed

 [faseehahmed@aus.edu](mailto:faseehahmed@aus.edu)


 S-017

 06-515-2394

### Dana Alkahlout

 [dalkahlout@aus.edu](mailto:dalkahlout@aus.edu)


 S-023

 06-515-4323

### Hamza Saleem

 [hsaleem@aus.edu](mailto:hsaleem@aus.edu)

 S-181

 06-515-2391

Wishing you all the best for the semester,  
SBM IT team | Academic Computing Department

**AUS** | الجامعة الأميركية في الشارقة  
American University of Sharjah

SCHOOL OF BUSINESS AND MANAGEMENT  
كلية الإدارة والاعمال